

# PREPARING FOR YOUR Light Adjustable Lens™

Name: \_\_\_\_\_ DOB: \_\_\_\_\_

This book is in reference to surgery on your  RIGHT  LEFT eye

**DATE OF SURGERY:** \_\_\_\_\_ **Surgeon:** \_\_\_\_\_

**ARRIVAL TIME:** Eyesight does not schedule your surgery time. You will be contacted by the surgery center the day before your procedure with your expected arrival time. **You will also be called 1-2 weeks prior to surgery to go over your medical history. If you have not heard from the surgery center by 3:30pm the day before your procedure, please contact them directly at 603-314-8035 to get your time.** Eyesight staff are not made aware of your surgery arrival time.

Note: The first 2 pages of this book offer a convenient overview of items covered in this book.

**SURGERY CENTER / LOCATION OF SURGERY:**

\_\_\_\_\_ Coastal Surgical Center – 291 Shattuck Way, Newington NH – 603-314-8035

**AFTER SURGERY APPOINTMENTS: YOU MUST BE SEEN FOR A FOLLOW UP APPOINTMENT AFTER SURGERY. PLEASE PLAN TO SEE US AT EYESIGHT ON THE FOLLOWING DATE/TIME:**

1<sup>st</sup> post-op appointment is in the  PORTSMOUTH  SOMERSWORTH  EXETER  
 KITTERY

Eyesight office on \_\_\_\_\_ at \_\_\_\_\_ with Dr. \_\_\_\_\_.

2<sup>nd</sup> post-op appointment is in the  PORTSMOUTH  SOMERSWORTH  EXETER  
 KITTERY

Eyesight office  
on \_\_\_\_\_ at \_\_\_\_\_ with Dr. \_\_\_\_\_.

**LAL ADJUSTMENTS:** You will have 3-5 adjustments beginning 1 month after your surgeries

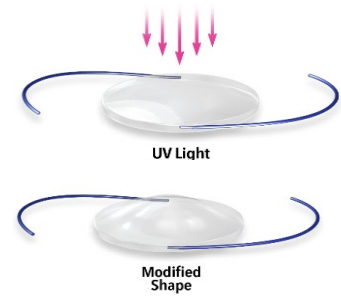
All appointments will be in our  PORTSMOUTH  SOMERSWORTH OFFICE

1<sup>st</sup> adjustment on \_\_\_\_\_ at \_\_\_\_\_  
2<sup>nd</sup> adjustment on \_\_\_\_\_ at \_\_\_\_\_  
3<sup>rd</sup> adjustment on \_\_\_\_\_ at \_\_\_\_\_

*Although we do recommend seeing the same optometrist throughout the adjustment phase, it may not always be possible*

**\*NOTE: All LAL adjustments require dilation. Each appointment is about 90 minutes long.**

The Light Adjustable Lens (LAL) is made from a photosensitive material that allows your eye doctor to adjust its shape and power *after* surgery. It is the only lens on the market with this capability. This post-surgical customization ensures very high accuracy and allows you to trial different degrees of blended vision.



### What is blended vision?

The LAL provides each eye with a moderate range of vision. Initially, your surgeon will optimize both eyes for distance vision. This should give you excellent distance and intermediate vision. However, for reading, you will need over-the-counter glasses.

Once adjustments begin, most patients will choose to trial blended vision. This means that the dominant eye will be optimized for distance vision, and the non-dominant eye will be set for your desired degree of near vision. A greater amount of blend will provide greater range of vision when both eyes are working together, and more freedom from glasses. You can customize and test-drive the degree of blend that you like.

### How do the adjustments work?



Adjustments begin 1 month after surgery and are performed by our excellent team of optometrists. These occur over 3-5 clinic visits and each visit takes about an hour. Your optometrist will show you different degrees of blended vision, and then your eyes will be dilated for the actual adjustment.

After a numbing drop is applied, a small lens with cool gel will be placed on the surface of your eye. You will need to look straight ahead at a bright light for up to 2 minutes.

If you are unsure about the degree of blended vision you like, your optometrist may have you trial a prescription contact lens (either in clinic or to take home).

### Why do I have to wear those funny glasses?

From day of surgery until the final lock-in, you must wear special UV-blocking glasses from RxSight to protect your LAL from unintended UV exposure. This can permanently change the power and shape of your LAL and decrease your visual outcome. Wear them any time you're outdoors, near windows with sunlight, or indoors with a UV-emitting light source. Note: both the tinted and clear sunglasses supply adequate UV protection.

**Please continue reading this booklet, and refer to it throughout your LAL journey, for more detailed information.**

---

## SURGERY CHECKLIST

---

### SCHEDULING SURGERY

**Make sure you know the date(s) for your surgery.**

- If you are only having one eye treated, you should have 1 copy of this book.
- If you are having 2 eyes treated, you should have 2 copies of this book.

**Make sure you know the date / time location of your follow-up appointments. You will have 3 follow-up appointments already scheduled after EACH surgery date.**

- 1<sup>st</sup> post-op appointment – either the same day of surgery or the day after.
  - This appointment will be with your surgeon in one of our Eyesight offices.
- 2<sup>nd</sup> post-op appointment – 2-5 weeks following surgery.
  - This appointment will be with a doctor in one of our Eyesight offices.
- The 1<sup>st</sup> Lal Adjustment – 4 weeks after all surgery is completed
  - This appointment will be with one of our credentialed LDD optometrists in Portsmouth or Somersworth

**Make sure you have turned in all your consent forms. We cannot schedule your surgery until you have signed:**

- “Informed Consent for Cataract Surgery”.
- “Lens Choice and Informed Consent for Cataract Surgery” (this was the form you signed with your surgeon at your Cataract Evaluation).
- Additional forms, such as Health Plan Denials and Personal Obligation / Cash Pay (pg. 16), may be required if you do not have insurance or Authorization to Perform Services (pg. 15) for premium packages.

**If you have a Health Proxy, Power of Attorney, require a translator, or need additional support for surgery, please make sure we have this information on file.**

- If you have a cardiologist or a PCP who needs to approve your surgery,** please make sure we have their contact information and/or written documentation authorizing you to proceed with surgery.

### 1- 2 WEEKS PRIOR TO SURGERY

• **Make sure you have your medicated eye drops**

After cataract surgery, patients need to use several different prescription eyedrops to help prevent infection, reduce inflammation, and manage discomfort. These drops are usually taken on different schedules, which can be confusing. To make things easier, we offer a convenient option called Imprimis—a single eye drop that combines all the necessary medications into one. This helps simplify your routine and makes it easier to follow the treatment plan.

- Imprimis is included at no additional cost. Imprimis is available at the front desk or from a Surgical Coordinator at any Eyesight location. It is not available at the pharmacy.
  - Regardless of whether you are using Imprimis or traditional prescription drops, all eye drops must be picked up before your surgery.
  - **If you regularly use other prescription eyedrops,** please consult with your surgeon regarding their use before or after, surgery.
- **You will need to pay for any out-of-pocket payments.** There are 2 different fees for premium services:
- Eyesight will collect physician fees
  - Coastal Surgical Center or the hospital will collect facility and lens fees
  - Additional costs for insurance deductibles or copayments will also be collected..

## 1-2 BUSINESS DAYS PRIOR TO SURGERY

You will receive a call from the surgical center with your arrival time and to answer medical related questions.

- They will discuss your medical history and your current medications
- They will review if you need to stop your insulin or diabetes medications
- They will review if you need to stop your GLP-1 agonist (ex. Ozempic, Wegovy, Mounjaro)

## DAY BEFORE SURGERY

- **Do not eat or drink anything after midnight** or your surgery will be canceled
  - This includes coffee, toast, juice, gum, etc.
  - You may brush your teeth but rinse/spit
- On the night before surgery **take a shower or bath and wash your hair thoroughly**

## DAY OF SURGERY

- **Start your eye drops** (either Imprimis or the 3 separate drops) 1 hour prior to leaving the house
  - If using **Imprimis**, **see page 7**
  - If using the **3 separate drops**, **see page 8**
  - **If you use Xiidra, Restasis or Cequa**, use 1 drop the morning of surgery, and then resume 1 week AFTER SURGERY.
- Medications may be taken with a **sip** of water
- **Bring your surgery bag, eye drops, and, if necessary, your prescription glasses with you**
- **Wear loose-fitting clothing** (button-down shirt is best) and slip on shoes (no lace-up boots)
- **Wash your face** with soap and water and make sure you remove any mascara or eyeliner
- **No makeup, jewelry, nail polish, hairspray, perfume/cologne, or lotions.** Deodorant is okay
- **You need a responsible adult (18 or over) who is known to you (i.e. family, friend, neighbor) to accompany you to and from surgery.** You will be asked to identify this person prior to surgery. You may use taxis, Ubers, etc. for your surgery if you have a responsible adult with you.
- **If you would like to receive IV sedation, you need someone to stay with you for 24 hours after surgery.** You may also choose to have numbing drops only, without IV sedation

## AT THE SURGERY CENTER / HOSPITAL

- After checking in, you will be brought to the “short stay” area of the surgery center. Your anesthesia provider and your surgeon will speak with you and have you sign consent forms
- You will have an intravenous (IV) line placed in your arm. The sedation usually consists of an anti-anxiety medication called Versed (midazolam) and sometimes an opioid called fentanyl
- You will receive several rounds of eye drops (dilation, numbing, antibiotic)
- You will be at the surgery center for ~1-2 hours. The surgery itself usually takes about 20 minutes

### **Immediately After Surgery**

- Please plan to rest for the remainder of the day, and have someone stay with you until the next morning. It is normal for your eye to feel slightly sore, itchy, scratchy, or watery.
- Your vision may be blurry the day of surgery and may take several days to clear. If your eye is patched, keep the patch on unless your surgeon instructs otherwise.
- If you are having both eyes treated, you may notice each eye healing at a different rate—this is normal. You may need glasses later to fine-tune your distance and near vision.
- You may take acetaminophen (Tylenol) or ibuprofen (Advil) as needed for mild discomfort.

### **For 1 week after surgery:**

- Light Adjustable Lens patients must wear UV-protective eyewear (provided at your scheduling appointment) at all times when outdoors or in bright indoor light. This must continue until your final “lock-in” procedure and your surgeon confirms it is safe to stop. UV protection is critical—unprotected exposure can cause unwanted lens changes.
- Wear your protective eye shield while sleeping for 1 week after surgery. To apply the shield, place the “arm” above your nose and tape above and below so you can still see through it.
- No eye makeup (eyeliner, mascara, eyeshadow)
- No physically strenuous activity (lifting more than 35 lbs)



Eye shield

### **For 2 weeks after surgery:**

- No high-impact sports or activities (skiing, tennis, pickleball, etc.)
- In general, we recommend no traveling more than 2 hours away in case urgent issues arise

### **For 3 weeks after surgery:**

- No swimming underwater (even with goggles on)

### **It is safe to:**

- **Shower, bathe, and wash your hair**, but avoid getting soap or water directly in your eye.
- Read and watch TV
- Walk, be outdoors, do light housework
- Bend over to put on a pair of shoes or pick up something light (<35 lbs)

### **Can I use my other eye drops?**

- Please discuss your specific situation with your surgeon

### Medicated Eyedrops (Start Morning of Surgery)

You'll begin medicated eye drops on the day of your surgery. Based on your surgeon's recommendation, you'll receive either:

- Imprimis combination drops (follow the schedule on page 7)
- 3 separate prescriptions called into your pharmacy (follow the schedule on pages 8)

### Lubricating Drops (Start One Week After Surgery)

1 week after your surgery, start Vevye® twice daily (morning and evening)

Continue until the bottle is finished (1 bottle per eye)

Replacement Imprimis and Vevye® drops available for purchase at any Eyesight office location during normal business hours

### UV-Blocking Glasses – Essential for Success

You'll receive 3 pairs of UV-blocking glasses to protect your LAL from unintended UV exposure. These glasses contain a special protective coating not found in standard eyewear or sunglasses. Only the provided glasses offer the necessary protection to ensure optimal visual outcome.

- Clear glasses – for indoor use
- Clear bifocal glasses – for reading and near tasks
- Sunglasses – for outdoor use



Avoid tanning beds and light-based beauty treatments including laser hair removal, facial treatments, and intense pulsed light (IPL) therapy.

### How Long Should I Wear Them?

Starting on the day of surgery, wear them any time you're outdoors, near windows with sunlight, or indoor with UV-emitting light. You'll wear them until 24 hours after your final light treatment. This entire process usually takes 2-3 months.


### Lost or Damaged Glasses?

Replacement glasses are available at all Eyesight office locations. If all are lost or damaged, please wear the darkest sunglasses you own and contact our office

**PLEASE CALL US IMMEDIATELY IF YOU NOTICE ANY OF THE FOLLOWING:**

- Significant worsening of vision
- Increasing or severe pain

**WE ALWAYS HAVE AN MD ON CALL WHO CAN HELP YOU.**

 Call the main office line at (603) 436-1773.

The after-hours greeting will include an option to reach the on-call physician.

# Imprimis / Combo Drop Schedule

**IMPRIMIS** Prednisolone-Moxifloxacin-Nepafenac  
**VEVYE®** (for lubrication)



**Have Drops Ready:** For each eye you will have 1 bottle of Imprimis and 1 bottle of Vevye® (if receiving an upgrade). These drops can be picked up at any Eyesight office. Imprimis is **not** available at the surgery center or your pharmacy.

**Morning of Surgery:** Starting 1 hour before leaving home, use Imprimis eye drop every 15 minutes for a total of 4 doses. i.e. if you will be leaving home at 9:00 AM, use Imprimis at 8:00, 8:15, 8:30, and 8:45 AM. This applies **regardless of your drive time** to the surgery center.

Shake bottles before use. The Imprimis drop comes out quickly – tip bottle upside down and wait for drop to come out or tap the bottle gently. **Space out all drops by at least 5 minutes.** Do not share bottles between two eyes.

**Beginning 1 HOUR BEFORE LEAVING HOME FOR THE SURGERY CENTER on \_\_\_\_\_**

1 hour prior	45 minutes prior	30 minutes prior	15 minutes prior		After leaving the surgery center, use again at 12:00pm – 4:00pm – 8:00pm
<input type="checkbox"/>	<input type="checkbox"/>	<input type="checkbox"/>	<input type="checkbox"/>		<input type="checkbox"/> <input type="checkbox"/> <input type="checkbox"/>

**After Surgery:** (4 times a day is roughly 8am, 12pm, 4pm, 8pm. 2 times a day is roughly 8am and 8pm)

Week 1	Day 1	Day 2	Day 3	Day 4	Day 5	Day 6	Day 7
<b>IMPRIMIS</b>	4 times a day □ □ □ □	4 times a day □ □ □ □	4 times a day □ □ □ □	4 times a day □ □ □ □	4 times a day □ □ □ □	4 times a day □ □ □ □	4 times a day □ □ □ □
Week 2	Day 8	Day 9	Day 10	Day 11	Day 12	Day 13	Day 14
<b>IMPRIMIS</b>	4 times a day □ □ □ □	4 times a day □ □ □ □	4 times a day □ □ □ □	4 times a day □ □ □ □	4 times a day □ □ □ □	4 times a day □ □ □ □	4 times a day □ □ □ □
<b>VEVYE®</b>	2 times a day □ □	2 times a day □ □	2 times a day □ □	2 times a day □ □	2 times a day □ □	2 times a day □ □	2 times a day □ □
Week 3	Day 15	Day 16	Day 17	Day 18	Day 19	Day 20	Day 21
<b>IMPRIMIS</b>	2 times a day □ □	2 times a day □ □	2 times a day □ □	2 times a day □ □	2 times a day □ □	2 times a day □ □	2 times a day □ □
<b>VEVYE®</b>	2 times a day □ □	2 times a day □ □	2 times a day □ □	2 times a day □ □	2 times a day □ □	2 times a day □ □	2 times a day □ □
Week 4	Day 22	Day 23	Day 24	Day 25	Day 26	Day 27	Day 28
<b>IMPRIMIS</b>	2 times a day □ □	2 times a day □ □	2 times a day □ □	2 times a day □ □	2 times a day □ □	2 times a day □ □	2 times a day □ □
<b>VEVYE®</b>	2 times a day □ □	2 times a day □ □	2 times a day □ □	2 times a day □ □	2 times a day □ □	2 times a day □ □	2 times a day □ □

**Please bring your eye drops and this schedule to the surgery center and to all follow-up appointments.**

# Separate Drop Schedule

For each eye you will be prescribed 3 drops to your pharmacy. If receiving an upgrade, you will also receive 1 bottle of Vevye®, available at any Eyesight office. Drops are **not** available at the surgery center.



**Morning of Surgery:** Starting 1 hour before leaving home, use 1 drop each of the moxifloxacin, prednisolone, and ketorolac every 15 minutes for a total of 4 doses. i.e. if you will be leaving home at 9:00 AM, use the drops at 8:00, 8:15, 8:30, and 8:45 AM. Shake bottles before use. **Space out drops by at least 5 minutes.** Do not share bottles between eyes.

**Beginning 1 HOUR BEFORE LEAVING HOME FOR THE SURGERY CENTER on \_\_\_\_\_**

1 hour prior	45 minutes prior	30 minutes prior	15 minutes prior	After leaving the surgery center, use again at 12:00pm – 4:00pm – 8:00pm
□	□	□	□	□ □ □

**After Surgery: (4 times a day is roughly 8am, 12pm, 4pm, 8pm. 2 times a day is roughly 8am and 8pm)**

Week 1	Day 1	Day 2	Day 3	Day 4	Day 5	Day 6	Day 7
Moxifloxacin or Polytrim	4 times a day □ □ □ □	4 times a day □ □ □ □	4 times a day □ □ □ □	4 times a day □ □ □ □	4 times a day □ □ □ □	4 times a day □ □ □ □	4 times a day □ □ □ □
Prednisolone Acetate 1%	4 times a day □ □ □ □	4 times a day □ □ □ □	4 times a day □ □ □ □	4 times a day □ □ □ □	4 times a day □ □ □ □	4 times a day □ □ □ □	4 times a day □ □ □ □
Ketorolac	4 times a day □ □ □ □	4 times a day □ □ □ □	4 times a day □ □ □ □	4 times a day □ □ □ □	4 times a day □ □ □ □	4 times a day □ □ □ □	4 times a day □ □ □ □

Week 2	Day 8	Day 9	Day 10	Day 11	Day 12	Day 13	Day 14
Prednisolone Acetate 1%	4 times a day □ □ □ □	4 times a day □ □ □ □	4 times a day □ □ □ □	4 times a day □ □ □ □	4 times a day □ □ □ □	4 times a day □ □ □ □	4 times a day □ □ □ □
Ketorolac	4 times a day □ □ □ □	4 times a day □ □ □ □	4 times a day □ □ □ □	4 times a day □ □ □ □	4 times a day □ □ □ □	4 times a day □ □ □ □	4 times a day □ □ □ □
Vevye®	2 times a day □ □	2 times a day □ □	2 times a day □ □	2 times a day □ □	2 times a day □ □	2 times a day □ □	2 times a day □ □

Week 3	Day 15	Day 16	Day 17	Day 18	Day 19	Day 20	Day 21
Prednisolone Acetate 1%	2 times a day □ □	2 times a day □ □	2 times a day □ □	2 times a day □ □	2 times a day □ □	2 times a day □ □	2 times a day □ □
Ketorolac	2 times a day □ □	2 times a day □ □	2 times a day □ □	2 times a day □ □	2 times a day □ □	2 times a day □ □	2 times a day □ □
Vevye®	2 times a day □ □	2 times a day □ □	2 times a day □ □	2 times a day □ □	2 times a day □ □	2 times a day □ □	2 times a day □ □

Week 4	Day 22	Day 23	Day 24	Day 25	Day 26	Day 27	Day 28
Prednisolone Acetate 1%	2 times a day □ □	2 times a day □ □	2 times a day □ □	2 times a day □ □	2 times a day □ □	2 times a day □ □	2 times a day □ □
Ketorolac	2 times a day □ □	2 times a day □ □	2 times a day □ □	2 times a day □ □	2 times a day □ □	2 times a day □ □	2 times a day □ □
Vevye®	2 times a day □ □	2 times a day □ □	2 times a day □ □	2 times a day □ □	2 times a day □ □	2 times a day □ □	2 times a day □ □

**It is EXTREMELY important to follow your eyedrop instructions!**  
**NOTE:** Your surgeon will discuss the recommended continuation of your eyedrops after 4 weeks

Week 5 & Week 6	Day 29	Day 30	Day 31	Day 32	Day 33	Day 34	Day 35
Prednisolone Acetate 1%	2 times a day □ □	2 times a day □ □	2 times a day □ □	2 times a day □ □	2 times a day □ □	2 times a day □ □	2 times a day □ □
Ketorolac Tromethamine	2 times a day □ □	2 times a day □ □	2 times a day □ □	2 times a day □ □	2 times a day □ □	2 times a day □ □	2 times a day □ □

VEVYE® – use until bottle is gone	2 times a day □ □	2 times a day □ □	2 times a day □ □	2 times a day □ □	2 times a day □ □	2 times a day □ □	2 times a day □ □
-----------------------------------	----------------------	----------------------	----------------------	----------------------	----------------------	----------------------	----------------------

## Light Delivery Device (LDD) Adjustments and Lock-Ins

### When Do Treatments Start?

- The first adjustment starts ~1 month after surgery or after 2<sup>nd</sup> eye if both eyes are treated
- You will have a total of 3-5 appointments, consisting of (up to) 3 adjustments and 2 lock-ins
- Each appointment takes ~90 minutes and requires eyes to be dilated
















### Are Light Treatments Painful?

- No. Numbing drops are used
- You may feel mild pressure or brightness, but treatments are generally painless

### Will My Surgeon Handle Post-Surgery Adjustments?

Your vision adjustments will be made by one of our specially certified optometrists. While your MD performed the cataract surgery, your optometrist is the expert in fine-tuning your vision to match your personal preferences. Think of it as a team effort—your surgeon sets the foundation, and your optometrist helps perfect the result. Throughout the adjustment phase, it's helpful to stay with the same optometrist whenever possible so they can get to know your vision goals.

Consider your vision since your last visit.

Activity (What do you want to see clearly?)	Current Vision Rating (How well can you see now?)				
Driving / Distance vision					
Seeing your phone or computer / Intermediate vision					
Reading / Near vision					

During the appointment, you will discuss your vision goals and trial different degrees of blended vision. This means that your dominant eye is optimized for distance, and your non-dominant eye is set for your desired degree of near vision. A greater amount of blend will provide greater range of vision when both eyes are working together, and more freedom from glasses.

If you are unsure about the degree of blended vision you like, your optometrist may have you trial a prescription contact lens (either in clinic or to take home).

## Treatment Preparation

---



Numbing drops will be applied, and the untreated eye will be patched to help the treated eye focus on the procedure.



A gel will be placed on a contact lens. The doctor will hold it up to your numbed eye.



You will be comfortably positioned at the LDD with adjustments to the chair, table, or chin rest. Hold on to the table's handles to keep steady during treatment.

## Treatment Delivery


---



The team will confirm your treatment information in the LDD and position the contact lens on your numbed eye, where you may feel cool gel and light pressure.



On average, the LDD treatment lasts around 90 seconds. You will experience two lights: a bright light and a blinking light. Focus on the blinking light. As the treatment begins, you will experience the bright light while the blinking light may seem to fade at times. Breathe calmly through your nose—your treatment team has everything under control. They are maintaining your alignment. On occasion, you will hear a countdown beep.



## Treatment Completion

---

Upon completion, the contact lens is removed and your treatment team will advise you to sit back. Please use caution as your vision may be blurry immediately afterwards from the gel and dilation. It can take a few days for the treatment to take full effect.

After the LDD treatment, resume activities as you feel comfortable and track your vision to discuss with your eye care team during your next visit.

## What to Expect After Each Light Treatment

After each Light Delivery Device (LDD) treatment, you may notice a few effects:

- Blurry vision: This is common immediately after treatment due to a gel used during the procedure. It typically clears up within an hour.
- Dilated eye: Your eye may remain dilated for several hours or the remainder of the day
- Gradual improvement: Vision enhancement may take 24–48 hours to become noticeable.
- Pink or red afterimage: The light source may cause a temporary pink or red tinge to your vision, especially visible on white surfaces. This is normal and usually fades before your next treatment. If the pink or red afterimage persists, speak with your eye doctor.

## Questions or Need Replacements?

Contact your Eyesight office for:

- Replacement glasses
- Additional Imprimis or Vevye® Drops
- Any concerns about your recovery or treatment schedule

---

Contact your Eyesight surgical coordinator if you have any questions by dialing  
**603-501-7868** and the extension

---

### PORTSMOUTH COORDINATORS:

[Sandy x230](#) [Leah B. x240](#) [Heather x317](#) [Phyllis x805](#)

### SOMERSWORTH COORDINATORS:

[Cassie x263](#) [Kimberly x541](#) [Leah S. x631](#) [Phyllis x805](#)  
[Heather x317](#)

### EXETER COORDINATORS:

[Casey x207](#)

### KITTERY COORDINATORS:

[Leah S. x631](#)

### Light Adjustable Lens / LDD Refractive Department Clinic Lead

[Ashlin x245](#)

Your procedure is scheduled for Coastal Surgical Center. If your procedure location is changed, our office will notify you.

## DIRECTIONS

### COASTAL SURGICAL CENTER

291 Shattuck Way  
Newington, NH 03801  
Phone: 603-314-8035



**Traveling North:** Take I-95 to Exit 4 on the left for US-4/NH-16 toward White Mountains. Keep left, follow signs for Newington/Dover/US-4/NH-16/ White Mountains. Take Exit 4 for Shattuck Way toward Newington Village. Turn right onto Shattuck Way. The surgical center is located 0.7 miles down the road on the right side with ample parking.

**Traveling South:** Take Spaulding Turnpike/NH-16. Take Exit 4 for US-4/NH-16 N toward Newington Village/Historic Sites/Dover/Concord. Continue 0.2 miles onto Nimble Hill Road and pass under Route 16. Turn right on Shattuck Way. The surgical center is located 1.5 miles down the road on the right side with ample parking.

**\*You must have a responsible adult designated to accompany you to and from surgery. You will be asked to identify this person prior to surgery.** Do not plan to use taxis, Ubers, or other public transportation for your procedures unless you also have a responsible adult with you.

**\*Anesthesia requires that someone stay with you for 24 hours after surgery.**



# UNDERSTANDING THE COSTS RELATED TO YOUR UPCOMING SURGERY

## Cataract Surgery Coverage:

- Basic cataract surgery is typically covered by your medical insurance if you have visually significant cataracts that affect your daily life.
- This means that the procedure itself is considered medically necessary, and your insurance will help cover the costs.

## Copays and Deductibles:

- Even though your surgery may be covered by insurance, you may still have to pay a **copay** (a fixed fee for the service) and a **deductible** (the amount you pay out-of-pocket before insurance starts covering costs).
- These fees are standard in many insurance plans and apply to various medical procedures, including cataract surgery.

## Premium Lens Upgrades:

- If you choose a premium lens upgrade or service such as Optiwave, Toric Lens, Presbyopic Lens or a Light Adjustable Lens (LAL), these options provide additional benefits, such as improved vision at multiple distances.
- Since these premium lenses are considered enhancements beyond basic coverage, you will be responsible for the full cost of the upgrade.

## Billing Process:

- We will bill your insurance for the cataract surgery, regardless of your lens choice.  
  
That is considered the cost of the procedure itself.
- However, the costs for the premium lens upgrade will be billed separately, as they are not covered by insurance.

### **Concerned about coverage? Contact your insurance plan prior to surgery.**

This is always the BEST way to ensure you will not have unexpected charges after your procedure, particularly for copays and deductibles. **You will receive charges from BOTH Eyesight AND the SURGICAL CENTER.** Your insurance plan will need to know the following:

**What is the CPT code for your procedure? (this code is used for both the physician and surgery center)**

**66984 – Cataract Surgery or 66982 for Complex Cataract Surgery**

**At the surgery center, for pain after surgery and to minimize inflammation, your surgeon may use:**

**Dextenza (a dexamethasone insert) –J1096 (4 units)**

**What is the NPI number of the practice?**

**Eyesight Ophthalmic Services (for physician fees, follow up care, evaluations, etc.)**

**NPI: 1073736310**

**Coastal Surgical Center (for surgery, lenses, etc.)**

**NPI: 1336713890**

They will likely provide you with a reference number. Please write that number down:

**Reference / Prior Authorization Number** \_\_\_\_\_



# SURGICAL FEE SCHEDULE



## LIGHT ADJUSTABLE LENS (LAL / LAL+) PACKAGE *(per eye)*

The Light Adjustable Lens (LAL) is the only lens that enables you and your doctor to customize and adjust your vision after surgery. Each lens provides moderate range of vision, and most people will try varying degrees of blended vision, with one eye optimized for distance, and the other eye with greater near vision. You will need to wear UV protective glasses during the post-op adjustment period which takes place over the course of several months.

	STANDARD	SELF PAY
<b>EYESIGHT FEES</b>		
PHYSICIAN SURGICAL FEE (plus basic cataract billing through insurance)	\$ 3,300.00	\$ 5,300.00
EXAM FEE (collected during the 1 <sup>st</sup> pre-operative exam)	Insurance fees	\$ 500.00
<b>TOTAL COLLECTED BY EYESIGHT</b>	<b>\$ 3,300.00</b>	<b>\$ 5,800.00</b>
<b>COASTAL SURGICAL CENTER FEES</b>		
FACILITY FEE	Insurance fees	\$ 1,400.00
LENS FEE	\$ 1,100.00	\$ 1,100.00
ANESTHESIA FEE	Insurance fees	\$ 560.00
<b>TOTAL COLLECTED BY COASTAL SURGICAL CENTER</b>	<b>\$ 1,100.00</b>	<b>\$ 3,060.00</b>
<b>TOTAL FEES FOR LIGHT ADJUSTABLE LENS by Eyesight &amp; Coastal Surgical Center</b>	<b>\$ 4,400.00 + Insurance fees</b>	<b>\$ 8,860.00</b>

**Includes:** Imprimis pre/post operative drops & Vevye® lubricating drops (1 bottle of each, per surgical eye), advanced Pre and Intraoperative planning, additional topographical measurements and analysis, up to 8 post-operative visits with up to 3 prescription adjustments. **Patient Responsibility:** Insurance deductible, copay & coinsurance. If Imprimis is not recommended, or if other prescriptions are required, the patient is responsible for the costs associated with any pharmacy prescriptions.

**ANY OUT OF POCKET PAYMENT IS DUE A MINIMUM OF 1 WEEK PRIOR TO SURGERY.**

**Payment Options:** Interest-free financing available for up to 18 months and extended payment plans are available through [www.CareCredit.com](http://www.CareCredit.com). We also accept MasterCard, Visa, Discover, Cash or Check.

**CREDIT CARD POLICY AT COASTAL SURGICAL CENTER:** At the time of registration, you will be asked for a credit card to store on file. After your insurance pays its part, you'll have 30 days to pay the remaining balance. After 30 days, the remaining balance will be charged to your credit card. Co-pays must be paid at the time of visit.



Patient: \_\_\_\_\_

### AUTHORIZATION TO PERFORM SERVICES - Cataract Surgery with an upgrade (per eye)

- I have requested that my physician at Eyesight Ophthalmic Services perform my cataract surgery at Coastal Surgical Center. My lens selection is initialed below
- I understand that should I choose Optiwave, Toric/Astigmatism Reducing or Presbyopia reducing upgraded lenses, **they are not covered benefits by my insurance company**, and will not be paid for by my insurance company.
- My insurance will only be billed for basic surgery procedures, which do not include the extra costs for the lens implants or the extra professional fees associated with the planning and execution of the surgery. The surgery center will bill my insurance for the basic cataract items and I will be responsible for the extra costs associated with the upgraded lens implant itself. The fee for the professional component of the upgraded surgery due to Eyesight will be: (please circle and initial below):

	Optiwave Enhanced Vision	Toric Astigmatism Reducing	Presbyopia Reducing	Light Adjustable Lens (LAL or LAL+)	Basic Lens
Standard	\$ 1,050.00	\$ 1,950.00	\$ 2,450.00	\$ 3,300.00	Insurance deductible & copayment fees
Post Refractive Surgery	\$ 1,050.00	\$ 2,250.00	\$ 2,750.00	\$ 3,300.00	
Self-Pay/Cosmetic	\$ 3,050.00	\$ 3,950.00	\$ 4,450.00	\$ 5,300.00	\$ 2,000.00

**I CHOOSE THE FOLLOWING:**

	_____	_____	_____	_____	_____
	<i>If chosen, initial above</i>	<i>If chosen, initial above</i>	<i>If chosen, initial above</i>	<i>If chosen, initial above</i>	<i>If chosen, initial above</i>

Payable to Eyesight Ophthalmic Services **one week prior** to the surgical procedure. The amount may be paid in the form of cash, credit card or check. Extended and interest free financing options may be available through Care Credit ([www.CareCredit.com](http://www.CareCredit.com)).

My signature below indicates that I agree to accept responsibility for payment for the upgrade, if I have selected an upgrade, and will not seek payment from my insurance company.

I understand that my permission is voluntary, that I may withdraw consent at any time, without prejudice to my present or future care at Eyesight Ophthalmic Services.

In addition, I understand that no surgical procedure can be guaranteed, and that during surgery unforeseeable circumstances may arise. If I have chosen an Advanced lens, and should medical opinion dictate that the Advanced lens should not be implanted, I will be billed for basic cataract surgery.

\_\_\_\_\_  
SIGNATURE OF PATIENT

\_\_\_\_\_  
SIGNATURE OF WITNESS

\_\_\_\_\_  
DATE

\_\_\_\_\_  
DATE

Surgery Date \_\_\_\_\_ OD (right eye)

Lens:  Toric  Panoptix-Panoptix Toric  Vivity-Vivity Toric  Optiwave Analysis  LAL  LAL+  BASIC

Surgery Date \_\_\_\_\_ OS (left eye)

Lens:  Toric  Panoptix-Panoptix Toric  Vivity-Vivity Toric  Optiwave Analysis  LAL  LAL+  BASIC

# Cataract Surgery with Advanced Presbyopia, Monofocal, Toric, or Light Adjustable Intraocular Lens

## Health Plan Denials and Personal Obligation / Cash Pay

Your carrier will only pay the surgery center if the services you receive are covered under the terms and conditions of your Health Plan. Your benefits may be denied or reduced by your plan if the plan believes:

<ul style="list-style-type: none"> <li>• the services are not medically necessary;</li> <li>• the procedure or test is a non-covered service</li> <li>• health plan pre-authorization requirements were not met.</li> </ul>	<ul style="list-style-type: none"> <li>• the services are not ordered/performed by a participating physician;</li> <li>• the services are not provided in a participating facility;</li> <li>• the insurance plan does not provide benefits for the patient.</li> </ul>
---	---

Health Plans review surgical services to determine if the services are covered under policy benefits. The term “Medically Necessary,” for most plans usually means services which are:

- appropriate and necessary for the symptoms, diagnosis or treatment of a medical condition
- within recognized standards of medical practice
- not primarily for the convenience of the member, the member’s family and/or the physician
- the least costly of alternative supplies or levels of service, which can be safely and effectively provided to the patient.

At this time, the specialty lens that will be used for your surgery is not a covered service by your healthcare plan. Payment for the lens must be received at least 1 week prior to the date of your surgery for the following amounts: **Please initial below your choice:**

<i>Per eye prices</i>	<b>BASIC AND / OR OPTIWAVE ENHANCED</b>	<b>PRESBYOPIA REDUCTION</b>	
	<b>STANDARD</b>	<b>POST-LASIK</b>	<b>SELF PAY</b>
<b>FACILITY FEE</b>	Insurance fees	Insurance fees	\$ 1,400.00
<b>LENS FEE</b>	Insurance fees	Insurance fees	\$ 65.00
<b>ANESTHESIA FEE</b>	Insurance fees	Insurance fees	\$ 560.00
<b>TOTAL</b>	<b>Insurance fees</b>	<b>Insurance fees</b>	<b>\$ 2,025.00</b>
-----			
	<b>STANDARD</b>	<b>POST-LASIK</b>	<b>SELF PAY</b>
<b>FACILITY FEE</b>	Insurance fees	Insurance fees	\$ 1,400.00
<b>LENS FEE</b>	\$ 450.00	\$ 450.00	\$ 450.00
<b>ANESTHESIA FEE</b>	Insurance fees	Insurance fees	\$ 560.00
<b>TOTAL</b>	<b>\$ 450.00</b>	<b>\$ 450.00</b>	<b>\$ 2,410.00</b>
	<b>+ Insurance fees</b>	<b>+ Insurance fees</b>	
-----			
	<b>STANDARD</b>	<b>SELF PAY</b>	
	Insurance fees	\$ 1,400.00	
	\$ 1,100.00	\$ 1,100.00	
	Insurance fees	\$ 560.00	
	<b>\$ 1,100.00</b>	<b>\$ 3,060.00</b>	
	<b>+ Insurance fees</b>		

**Your financial agreement with the surgery center is to pay for all services you receive, even those denied by your Health Plan. This agreement is a promise to pay for all services, to the extent not paid by some other party on your behalf.**

The undersigned certifies that he/she has read the above, accepts financial responsibility for amounts listed above, and is the patient, the patient’s agent, insured or guarantor.

\_\_\_\_\_  
Patient, Insured or Guarantor

\_\_\_\_\_  
Name of Patient


\_\_\_\_\_  
Witness

\_\_\_\_\_  
Date

**PAYMENT IS DUE A MINIMUM OF 1 WEEK PRIOR TO SURGERY – COASTAL SURGICAL WILL CONTACT YOU TO COLLECT PAYMENT**

**PAYMENT OPTIONS:** Interest-free financing available for up to 24 months and extended payment plans are available through [www.CareCredit.com](http://www.CareCredit.com). We also accept MasterCard, Visa, Discover, Cash or Check to COASTAL SURGICAL CENTER.

# Your family of Eyesight staff is here to assist you with every aspect of caring for your eyes.



Warren Goldblatt, MD



Jennifer Ling, MD



Christopher Turner, OD




N. Timothy Peters, MD



Jason Szelog, MD



Janet Rand, OD



Lauren McLoughlin, OD



Marsha Kavanagh, MD



Nathaniel Sears, MD



Hilary Hamer, OD



Renee Lynch, OD



Timothy Sullivan, MD




Dana Graichen, MD



Stephen Arsenault, OD



Dwight Arvidson, OD



Claudia Bartolini, MD



Jonah Goldblatt, MD



Kinley Beck, MD



Qingjie Wang, MD



Greg Marrow, OD

## PORTSMOUTH

155 Borthwick Avenue, Suite 200 East - Portsmouth, NH 03801  
Tel: (603) 436-1773 Fax: (603) 427-0655

## SOMERSWORTH

267 Route 108 - Somersworth, NH 03878  
Tel: (603) 692-7500 Fax: (603) 692-7575

## EXETER

71 Portsmouth Ave #101 - Exeter, NH 03833  
Tel: (603) 778-1133 Fax: (603) 778-1055

## KITTERY, ME

99 US-1, Suite B - Kittery, ME 03904  
Tel: (207) 439-4958 Fax: (207) 439-4313

## SANFORD, ME

272 Cottage Street - Sanford, ME 04073  
Tel: (207) 324-3380 Fax: (207) 490-9174

[www.EyesightNH.com](http://www.EyesightNH.com)



## Informed Consent for Cataract Surgery

This information is given to you to help you make an informed decision about having cataract and/or lens implant surgery. **You will live with the vision resulting from your decisions for the rest of your life, so please read the following explanations carefully.** Once you have read this Informed Consent, you are encouraged to ask any questions you may still have about the procedure. This document will help you understand the risks of cataract surgery.

### WHAT IS A CATARACT?

The natural lens in the eye can become cloudy and hard, a condition known as a cataract. Cataracts can develop from normal aging, from an eye injury, or if you have taken medications known as steroids. As a cataract develops, it blocks and scatters light, reducing the quality of vision. Cataracts may cause blurred vision, dull vision, sensitivity to light and glare, and/or ghost images. If the cataract changes vision so much that it interferes with your daily life, the cataract may need to be removed. Surgery is the only way to remove a cataract. You can decide not to have the cataract removed. If you don't have the surgery, your vision loss from the cataract may continue to get worse.

### HOW WILL REMOVING THE CATARACT AFFECT MY VISION?

The goal of cataract surgery is to correct the decreased vision that was caused by the cataract. Cataract surgery will not correct other causes of decreased vision, such as glaucoma, diabetes, or age-related macular degeneration. During the surgery, the ophthalmologist (eye surgeon) removes the cataract and typically puts in a new artificial lens called an Intra-Ocular Lens (IOL).

### UNDERSTANDING THE MAJOR RISKS OF CATARACT SURGERY

1. **RISKS OF THE SURGERY:** All operations involve risk and may have unsuccessful results, complications, or injury. Problems with cataract surgery are very rare. There are complications in **FEWER** than 1 in 1,000 of cataract surgeries. Complications may occur weeks, months or even years after surgery.

Problems, while extremely rare, include, but are not limited to, discomfort or pain, droopy eyelids, bleeding; infection; clouding of the outer part of the eye (called the cornea); swelling of the inside layer of the eye (called the retina); detachment of the retina from the eye; increased eye pressure which is also called "glaucoma"; damage to the tissue that supports the lens placed into the eye; and retained pieces of cataract that remain in the eye after surgery. If complications occur, the doctor may decide not to implant the lens in your eye and additional surgeries may be needed. These problems may lead to worse vision, total loss of vision, or even loss of the eye in rare situations.

Dextenza ([www.Dextenza.com](http://www.Dextenza.com)) is an FDA approved, preservative free, dissolvable, implant, which may be used for certain patients during cataract surgery to reduce pain and/or swelling. Use of Dextenza may help reduce the length of time required for surgical eyedrops to be used postoperatively / after cataract surgery.

Depending on the type of anesthesia, other risks are possible, just like any other surgery, including heart and breathing problems, and, in extremely rare cases, death.

Additional surgery may be necessary, even when there are no complications with cataract surgery. You may need a laser surgery to correct clouding of the capsule directly behind the lens (also called a YAG).

At some future time, the lens in your eye may move as a result of the natural aging of the eye, and, although rare, may need to be repositioned with an additional surgery.

2. ISSUES ASSOCIATED WITH THE IMPLANT: Prior to cataract surgery, your eye must be measured to determine the strength of the lens that you require. While this test is very accurate for the majority of patients, some inaccuracies may occur. This problem occurs in only a small percentage of patients, but it would cause the prescription of the eye after cataract surgery to be different than what was expected. Wearing eyeglasses or contact lenses usually solves this. In extremely rare situations, the lens may need to be replaced to correct the strength of the lens.

After cataract surgery it is not uncommon for vision to have some dark shadowing or an "arc" of light in the outer part of the vision. This is called a "dysphotopsia". It is usually temporary and usually resolves on its own. Depending on the type of lens implanted, you may have higher rates of night glare or halos, double vision, impaired depth perception, blurry vision, or trouble driving at night.

3. Cataract surgery is performed one eye at a time. During the time between surgeries, there can be an imbalance between the eyes that can make glasses not work well. This imbalance can cause eye strain and tired eyes. Surgery in the second eye can fix this.

4. There are other eye problems that can affect vision after surgery, like glaucoma, diabetes in the eye, macular degeneration, or your individual healing after surgery. The results of surgery cannot be guaranteed. There is no guarantee of "20/20 vision."

# PATIENT CONSENT

**Please copy the following sentences, as they appear, prior to the consultation.**

"I understand there are risks of surgery including vision loss."

---

---

"I understand I may need more than one surgery per eye."

---

---

"I understand I may not have 20/20 vision after surgery."

---

---

\_\_\_\_\_

Patient name (printed)

\_\_\_\_\_

Patient Signature

\_\_\_\_\_

Date

If cataract surgery is scheduled, I authorize the following individuals to communicate with the surgical center on my behalf. However, I understand that only I can answer medical questions unless a medical DPOA is active and on file.

\_\_\_\_\_

Name of person

\_\_\_\_\_

Relationship to patient

\_\_\_\_\_

Phone Number

\_\_\_\_\_

Name of person

\_\_\_\_\_

Relationship to patient

\_\_\_\_\_

Phone Number

Representatives may be from Coastal Surgical Center, Wentworth Douglass Hospital, Frisbie Memorial Hospital, or Exeter Hospital depending on where my procedure is scheduled.

After your Cataract Evaluation, you may want to schedule surgery. To help us schedule your surgery at the appropriate location, please fill out the questionnaire below. Your surgeon will review your answers during your cataract evaluation.



## ANESTHESIA QUESTIONNAIRE

*REQUIRED FOR ALL SURGERY PATIENTS PRIOR TO SEEING YOUR SURGEON*

Name \_\_\_\_\_

Date \_\_\_\_\_

Name of PCP \_\_\_\_\_

Cardiologist \_\_\_\_\_

Optometrist \_\_\_\_\_

1. Have you had any cardiac event within the last 60 days (including heart attack/MI, cardiac stent placement, or cardiac bypass surgery)? If yes, date of cardiac event: _____	<input type="checkbox"/>	Yes	<input type="checkbox"/>	No
2. Have you had a stroke or TIA (mini stroke) in the last 3 months? If yes, date of stroke or TIA (mini stroke): _____	<input type="checkbox"/>	Yes	<input type="checkbox"/>	No
3. In the last 3 months, have you had any sort of seizure? If yes, date of seizure? _____ Are you taking any medication to prevent a seizure? If yes, what is the name of the seizure medication? _____	<input type="checkbox"/>	Yes	<input type="checkbox"/>	No
4. Are you currently undergoing medical workup for chest pain, shortness of breath, abnormal heart rhythm, heart valve conditions, seizures, strokes/TIA (mini strokes), or a clotting disorder? If you are currently being worked up for these conditions, when do you anticipate completing your evaluation? _____	<input type="checkbox"/>	Yes	<input type="checkbox"/>	No
5. Do you have difficulty lying flat on your back without discomfort or difficulty breathing?	<input type="checkbox"/>	Yes	<input type="checkbox"/>	No
6. What is your height? _____ ft _____ in What is your most recent weight? _____ lbs.				
7. Do you take Wegovy, Ozempic, Mounjaro, or other GLP-1's?	<input type="checkbox"/>	Yes	<input type="checkbox"/>	No
8. Do you require continuous oxygen therapy for any breathing disorder (for example COPD, emphysema, pulmonary fibrosis)?	<input type="checkbox"/>	Yes	<input type="checkbox"/>	No
9. Are you currently on any form of dialysis?	<input type="checkbox"/>	Yes	<input type="checkbox"/>	No
10. Do you have difficulty with shortness of breath or weakness doing everyday activities (such as walking, cleaning, showering, etc.?)	<input type="checkbox"/>	Yes	<input type="checkbox"/>	No
11. Have you been to a cardiologist in the last 3 years? If yes, for what reason? _____	<input type="checkbox"/>	Yes	<input type="checkbox"/>	No
12. Have you been hospitalized or evaluated in the ER for any reason within the last month? If yes, then where? _____	<input type="checkbox"/>	Yes	<input type="checkbox"/>	No
13. Are you currently receiving radiation or chemotherapy for metastatic cancer?	<input type="checkbox"/>	Yes	<input type="checkbox"/>	No
14. Have you had an allergic or adverse reactions to the medications Versed (midazolam), Propofol, or opioid pain medications? If yes, what medications? _____ What was the reaction you had? _____	<input type="checkbox"/>	Yes	<input type="checkbox"/>	No
15. Do you have any of the following: <input type="checkbox"/> Implantable Defibrillator <input type="checkbox"/> Implantable Pacemaker <input type="checkbox"/> Combined Defib/Pacemaker <input type="checkbox"/> None	<input type="checkbox"/>	Yes	<input type="checkbox"/>	No

**Please give this form to the technician or the doctor during your appointment.**

**STOP HERE - THE FOLLOWING PAGES NEED TO BE COMPLETED WITH YOUR SURGEON**

# Lens Choice and Informed Consent for Cataract Surgery



**- THIS PORTION SHOULD BE COMPLETED WITH YOUR SURGEON -  
PLEASE BRING THIS FORM WITH YOU TO YOUR APPOINTMENT**

Please indicate which lens selection you and your doctor have agreed on. **You only need to complete the section that applies to your agreed upon lens choice:**

\_\_\_\_\_  
Initials

**STANDARD LENS FOR DISTANCE VISION:** I wish to have cataract surgery with a STANDARD lens for **DISTANCE** vision on my *(check one)*

\_\_\_\_\_  
Surgeon Initials

Right Eye     Left Eye     Both Eyes  
 With Optiwave Refractive Analysis (ORA)

\_\_\_\_\_  
Initials

**TORIC LENS FOR DISTANCE VISION:** I wish to have cataract surgery with a TORIC lens for **DISTANCE** vision on my *(check one)*

\_\_\_\_\_  
Surgeon Initials

Right Eye     Left Eye     Both Eyes

Please rewrite the following sentence: **“I will need glasses for all near and intermediate tasks.”**

\_\_\_\_\_

\_\_\_\_\_

\_\_\_\_\_  
Initials

**STANDARD LENS FOR NEAR VISION:** I wish to have cataract surgery with a STANDARD lens for **NEAR** vision on my *(check one)*

\_\_\_\_\_  
Surgeon Initials

Right Eye     Left Eye     Both Eyes  
 With Optiwave Refractive Analysis (ORA)

\_\_\_\_\_  
Initials

**TORIC LENS FOR NEAR VISION :** I wish to have cataract surgery with a TORIC lens for **NEAR** vision on my *(check one)*

\_\_\_\_\_  
Surgeon Initials

Right Eye     Left Eye     Both Eyes

Please rewrite the following sentence: **“I will need glasses for all distance and intermediate tasks.”**

\_\_\_\_\_

\_\_\_\_\_

**STANDARD LENS WITH ASTIGMATISM:** I have astigmatism and/or a prism in my glasses and wish to have cataract surgery with a STANDARD LENS on my (*check one*)

Initials \_\_\_\_\_

\_\_\_\_ Surgeon Initials

Right Eye     Left Eye     Both Eyes

Please rewrite the following sentence: **“I will need to wear glasses for all tasks after cataract surgery.”**

\_\_\_\_\_  
\_\_\_\_\_

**PANOPTIX, VIVITY, OR LIGHT ADJUSTABLE LENS (LAL) FOR RANGE OF VISION:**

I wish to have a PanOptix, Vivity, OR LAL lens for on my (*check one*)

Initials \_\_\_\_\_

\_\_\_\_ Surgeon Initials

Right Eye     Left Eye     Both Eyes

*Although this option will give me the most freedom from spectacles, it is possible that even after successful cataract surgery, glasses will be required for some, or all, visual tasks.*

Please rewrite the following sentence: **“I may still need glasses for reading or in dim light.”**

\_\_\_\_\_  
\_\_\_\_\_

**PATIENT’S ACCEPTANCE OF RISKS:**

*The main rationale for cataract surgery is to improve the quality of vision. I understand there are no guarantees, and I may still need glasses for all ranges of vision, regardless of my lens choice for surgery.*

Initials \_\_\_\_\_

After meeting with my surgeon: I understand that it is impossible for the doctor to inform me of every possible complication that may occur. In signing below, I acknowledge that I have read the preceding pages and agree that the doctor has answered all my questions to my satisfaction. I understand the risks, benefits, and alternatives complications of cataract surgery, as explained to me by my ophthalmologist, and I have been offered a copy of the consent.

\_\_\_\_\_  
Patient's Name (Printed)

\_\_\_\_\_  
Patient Signature

\_\_\_\_\_  
Date

\_\_\_\_\_  
Ophthalmologist

\_\_\_\_\_  
Date